

EN

FR

DE

ES

IT

NL

NO

JA

ZH

KO

# Little Anne & Little Junior

Important Product Information  
重要产品信息



**Laerdal**  
helping save lives

# English

## Little Anne / Little Junior

This Important Product Information covers Little Anne, Little Anne AED, Little Anne QCPR and Little Junior QCPR.

Unless otherwise specified the information applies to all product configurations.

### Care, Maintenance and Cleaning

Keep the manikin clean and in a hygienic condition.

Replace the airway assembly after every class, especially if mouth to mouth resuscitation is practiced.

We recommend that you use a separate Laerdal Manikin Face for every student.

If several students use one manikin face, thoroughly sanitize the manikin face after every use.





Clean all skin parts regularly. Use warm soapy water or Laerdal manikin wipes.

Use of Manikin Face Shields provides a clean barrier between your lips and the manikin face.

These can discolor the manikin:

- Pigments from lipstick and pens
- Latex gloves
- Using clothes other than what comes with the product originally.

### Symbol Glossary

	Manufacturer
	Date of Manufacture
	Reference Order Number
	LOT Number

### Specifications

Operating temperature	5 °C to 35 °C (41 °F to 95 °F) Degradation in product performance may be experienced when used at low temperatures (below 15 °C / 59 °F)
Storage temperature	-10 °C to 50 °C (14 °F to 122 °F)
Humidity	5 % - 95 % relative humidity
Weight	Little Anne: 2.7 kg (± 0.2 kg)  Little Junior: 1.9 kg (± 0.1 kg)
Dimensions	Little Anne: 65 cm x 34 cm x 21 cm (25.6" x 13.4" x 8.3")  Little Junior: 55 cm x 25 cm x 19 cm (21.6" x 9.8" x 7.4")

### Warranty

Refer to the Laerdal Global Warranty for terms and conditions. For more information visit [www.laerdal.com](http://www.laerdal.com)

## Cleaning

Only use liquids to clean inside the manikin.  
Do not submerge any parts.

## Battery

Only use consumer grade, non-rechargeable, carbon zinc or alkaline batteries, 9V 6LR61.  
Batteries must be replaced with correct type. Remove batteries if product is not to be used for an extended period.

## Federal Communications Commission Statement and Industry Canada Statements

This device complies with part 15 of the FCC rules. Operation is subject to the following two conditions:





1. This device may not cause harmful interference
2. This device must accept any interference received, including interference that may cause undesired operation.

Caution: Changes or modifications not expressly approved by Laerdal Medical could void the user's authority to operate the equipment.

This equipment has been tested and found to comply with the limits for a Class B digital device, pursuant to part 15 of the FCC Rules. These limits are designed to provide reasonable protection against harmful interference in a residential installation. This equipment generates, uses and can radiate radio frequency energy and, if not installed and used in accordance with the instructions, may cause harmful interference to radio communications. However, there is no guarantee that interference will not occur in a particular installation. If this equipment does cause harmful interference to radio or television reception, which can be determined by turning the equipment off and on, the user is encouraged to try to correct the interference by one or more of the following measures:

- Reorient or relocate the receiving antenna.
- Increase the separation between the equipment and receiver.
- Connect the equipment into an outlet on a circuit different from that to which the receiver is connected.
- Consult the dealer or an experienced radio/TV technician for help.

## Symbol Glossary

	<b>Little Anne AED</b> This product is in compliance with the essential requirements of Council Directive 2014/30/EU on electromagnetic compatibility (EMC) and Council Directive 2011/65/EU on Restriction on the use of certain hazardous substance (RoHS)
	Australian Radiocommunications and EMC Compliance Mark
	Dispose of in accordance with your country's recommendations
	KC (Korea Certification) certification mark

## Waste Handling

The Little Anne AED Sensor contains electronic components. Dispose of it at the applicable recycling facility in accordance with local regulations.

European directive 2012/19/EU (WEEE)

WEEE: this appliance is marked according to the European directive 2012/19/EU on Waste Electrical and Electronic Equipment (WEEE). By ensuring this product is disposed of correctly, you will help prevent potential negative consequences for the environment and human health, which could otherwise be caused by inappropriate waste handling of this product.

The symbol on the product, or on the documents accompanying the product, indicates that this appliance may not be treated as household waste. Instead it shall be handed over to the applicable collection point for the recycling of electrical and electronic equipment. Disposal must be carried out in accordance with local environmental regulations for waste disposal. For more detailed information about treatment, recovery and recycling of this product, please contact your local city office, your household waste disposal service or the Laerdal representative where you purchased the product.

# English

## Little Anne QCPR / Little Junior QCPR

### Cleaning

Do not use liquids to clean inside the manikin.  
Do not submerge any parts.

### Battery

Only use consumer grade, non-rechargeable, carbon zinc or alkaline batteries, LR6 1.5V AA. Batteries must be replaced with correct type. Remove batteries if product is not to be used for an extended period.

### Federal Communications Commission

#### Statement and Industry Canada Statements

This device complies with part 15 of the FCC rules. Operation is subject to the following two conditions:

1. This device may not cause harmful interference
2. This device must accept any interference received, including interference that may cause undesired operation.

Caution: Changes or modifications not expressly approved by Laerdal Medical could void the user's authority to operate the equipment.

This equipment has been tested and found to comply with the limits for a Class B digital device, pursuant to part 15 of the FCC Rules. These limits are designed to provide reasonable protection against harmful interference in a residential installation. This equipment generates, uses and can radiate radio frequency energy and, if not installed and used in accordance with the instructions, may cause harmful interference to radio communications. However, there is no guarantee that interference will not occur in a particular installation. If this equipment does cause harmful interference to radio or television reception, which can be determined by turning the equipment off and on, the user is encouraged to try to correct the interference by one or more of the following measures:

- Reorient or relocate the receiving antenna.
- Increase the separation between the equipment and receiver.
- Connect the equipment into an outlet on a circuit different from that to which the receiver is connected.
- Consult the dealer or an experienced radio/TV technician for help.

### Little Anne QCPR / Little Junior QCPR

Contains FCC ID: QHQ-120-60750  
IC: 20263-12060750







### Korea Certification:

MSIP-CRM-Lm1-120-60750

Japan MIC Certification: 203-JN0729

CMIIT ID: 2017DJ5855

### Symbol Glossary

	<b>Little Anne QCPR / Little Junior QCPR</b> This product is in compliance with the essential requirements of Council Directive 2014/53/EU on Radio Equipment (RED), and Council Directive 2011/65/EU on Restriction on the use of certain hazardous substance (RoHS).
	Australian Radiocommunications and EMC Compliance Mark
	Dispose of in accordance with your country's recommendations
	KC (Korea Certification) certification mark
	Japanese MIC Certification
	Do not touch

### Waste Handling

The QCPR Sensor contains electronic components. Dispose of it at the applicable recycling facility in accordance with local regulations.

European directive 2012/19/EU (WEEE)

WEEE: this appliance is marked according to the European directive 2012/19/EU on Waste Electrical and Electronic Equipment (WEEE). By ensuring this product is disposed of correctly, you will help prevent potential negative consequences for the environment and human health, which could otherwise be caused by inappropriate waste handling of this product.

The symbol on the product, or on the documents accompanying the product, indicates that this appliance may not be treated as household waste. Instead it shall be handed over to the applicable collection point for the recycling of electrical and electronic equipment. Disposal must be carried out in accordance with local environmental regulations for waste disposal. For more detailed information about treatment, recovery and recycling of this product, please contact your local city office, your household waste disposal service or the Laerdal representative where you purchased the product.

Ces informations importantes sur le produit couvrent Little Anne, Little Anne AED, Little Anne QCPR et Little Junior QCPR.

Sauf indication contraire, ces informations s'appliquent à toutes les configurations de produit.

### Entretien, maintenance et nettoyage

Gardez le mannequin propre et dans des conditions d'hygiène irréprochables.

Remplacez les voies aériennes après chaque cours, notamment si une réanimation par bouche-à-bouche a été pratiquée.

Nous recommandons l'utilisation d'un masque de visage Laerdal distinct pour chaque étudiant.

Si plusieurs étudiants utilisent un même masque de visage, désinfectez le bien après chaque utilisation.

Nettoyez régulièrement toutes les parties de la peau.





Utilisez de l'eau chaude savonneuse ou les lingettes désinfectantes « Manikin Wipe » de Laerdal.

L'utilisation des feuilles de protection faciale pour mannequin permet d'appliquer une barrière propre entre vos lèvres et le visage du mannequin.

Les éléments suivants peuvent décolorer le mannequin :

- Pigments de rouge à lèvres et stylos
- Gants en latex
- Utiliser des Vêtements différents de ceux qui sont fournis avec le mannequin à l'origine

### Glossaire des symboles

	Fabricant
	Date de fabrication
	Référence numéro de commande
	Numéro de LOT

### Caractéristiques techniques

Température de fonctionnement	5 °C à 35 °C Une dégradation des performances du produit peut survenir en cas d'utilisation à basse température (en dessous de 15 °C)
Température de stockage	De -10 °C à 50 °C
Humidité	De 5 % à 95 % d'humidité relative
Poids	Little Anne: 2.7 kg (± 0.2 kg)  Little Junior: 1.9 kg (± 0.1 kg)
Taille	Little Anne: 65 cm x 34 cm x 21 cm (25.6" x 13.4" x 8.3")  Little Junior: 55 cm x 25 cm x 19 cm (21.6" x 9.8" x 7.4")

### Garantie

Reportez-vous à la garantie mondiale de Laerdal pour en connaître les clauses. Pour plus d'informations, visitez le site [www.laerdal.com](http://www.laerdal.com)

# Français

## Little Anne AED

### Nettoyage

N'utilisez pas de liquides pour nettoyer l'intérieur du mannequin. N'immergez aucune pièce détachée.

### Pile

Utilisez uniquement des piles grand public alcalines ou carbone/zinc, non rechargeables de 9V 6LR61.

Les piles doivent être remplacées par des piles du type approprié. Retirez les piles si le produit n'est pas utilisé pendant une période prolongée.

### Federal Communications Commission Statement and Industry Canada Statements

This device complies with part 15 of the FCC rules. Operation is subject to the following two conditions:





1. This device may not cause harmful interference.
2. This device must accept any interference received, including interference that may cause undesired operation.

Caution: Changes or modifications not expressly approved by Laerdal Medical could void the user's authority to operate the equipment.

This equipment has been tested and found to comply with the limits for a Class B digital device, pursuant to part 15 of the FCC Rules. These limits are designed to provide reasonable protection against harmful interference in a residential installation. This equipment generates, uses and can radiate radio frequency energy and, if not installed and used in accordance with the instructions, may cause harmful interference to radio communications. However, there is no guarantee that interference will not occur in a particular installation. If this equipment does cause harmful interference to radio or television reception, which can be determined by turning the equipment off and on, the user is encouraged to try to correct the interference by one or more of the following measures:

- Reorient or relocate the receiving antenna.
- Increase the separation between the equipment and receiver.
- Connect the equipment into an outlet on a circuit different from that to which the receiver is connected.
- Consult the dealer or an experienced radio/TV technician for help.

### Glossaire des symboles

	<b>Little Anne AED</b> Ce produit est conforme aux exigences essentielles de la Directive du Conseil 2014/30/UE relative à la compatibilité électromagnétique (CEM) et de la Directive du Conseil 2011/65/UE relative à la limitation de l'utilisation de certaines substances dangereuses (RoHS).
	Marquage de conformité aux normes de CEM et de radiocommunication australiennes
	Élimination conforme aux recommandations de votre pays
	Marquage de certification KC (Certification pour la Corée)

### Traitement des déchets

Le capteur Little Anne AED contient des composants électroniques. Il doit être mis au rebut dans une installation de recyclage appropriée, conformément à la réglementation locale en vigueur.

Directive européenne 2012/19/UE (DEEE)  
DEEE : cet appareil est marqué conformément à la Directive européenne 2012/19/UE relative aux déchets d'équipements électriques et électroniques (DEEE). En veillant à l'élimination correcte de ce produit, vous éviterez des conséquences potentiellement délétères pour la santé humaine et l'environnement, qui pourraient découler d'un traitement inapproprié des déchets de ce produit.

Le symbole apposé sur le produit ou sur les documents qui l'accompagnent indique que cet appareil ne peut pas être traité comme un déchet ménager. Il doit être remis à un point de collecte adapté pour le recyclage des équipements électriques et électroniques. Son élimination doit être réalisée conformément à la réglementation environnementale locale relative à l'élimination des déchets. Pour obtenir des informations plus détaillées sur le traitement, la collecte et le recyclage de ce produit, contactez votre mairie, le service de gestion des déchets ménagers local ou le représentant Laerdal auprès duquel vous avez acheté le produit.

### Nettoyage

N'utilisez pas de liquides pour nettoyer l'intérieur du mannequin. N'immergez aucune pièce détachée.

### Batterie

Utilisez uniquement des piles grand public alcalines ou carbone/zinc, non rechargeables, LR6 1,5V AA. Les piles doivent être remplacées par des piles du type approprié. Retirez les piles si le produit n'est pas utilisé pendant une période prolongée.

### Federal Communications Commission Statement and Industry Canada Statements

This device complies with Part 15 of the FCC Rules. Operation is subject to the following two conditions:

1. This device may not cause harmful interference.
2. This device must accept any interference received, including interference that may cause undesired operation.

Caution: Changes or modifications not expressly approved by Laerdal Medical could void the user's authority to operate the equipment.

This equipment has been tested and found to comply with the limits for a Class B digital device, pursuant to part 15 of the FCC Rules. These limits are designed to provide reasonable protection against harmful interference in a residential installation. This equipment generates, uses and can radiate radio frequency energy and, if not installed and used in accordance with the instructions, may cause harmful interference to radio communications. However, there is no guarantee that interference will not occur in a particular installation. If this equipment does cause harmful interference to radio or television reception, which can be determined by turning the equipment off and on, the user is encouraged to try to correct the interference by one or more of the following measures:

- Reorient or relocate the receiving antenna.
- Increase the separation between the equipment and receiver.
- Connect the equipment into an outlet on a circuit different from that to which the receiver is connected.
- Consult the dealer or an experienced radio/TV technician for help.

### Little Anne QCPR / Little Junior QCPR

Contient l'ID FCC : QHQ-120-60750

IC : 20263-12060750



**Certification pour la Corée:**

MSIP-CRM-Lm1-120-60750

**Certification MIC pour le Japon:** 203-JN0729

CMIIT ID: 2017DJ5855

### Glossaire des symboles

	<b>Little Anne QCPR / Little Junior QCPR</b> Ce produit est conforme aux exigences essentielles de la Directive du Conseil 2014/53/UE relative à l'équipement radio (RED) et de la Directive du Conseil 2011/65/UE relative à la limitation de l'utilisation de certaines substances dangereuses (RoHS).
	Marquage de conformité aux normes de CEM et de radiocommunication australiennes
	Élimination conforme aux recommandations de votre pays
	Marquage de certification KC (Certification pour la Corée)
	Certification MIC pour le Japon
	Ne pas toucher

### Traitement des déchets

Le capteur QCPR contient des composants électroniques. Il doit être mis au rebut dans une installation de recyclage appropriée, conformément à la réglementation locale en vigueur:

Directive européenne 2012/19/UE (DEEE)

DEEE : cet appareil est marqué conformément à la Directive européenne 2012/19/UE relative aux déchets d'équipements électriques et électroniques (DEEE).

En veillant à l'élimination correcte de ce produit, vous éviterez des conséquences potentiellement délétères pour la santé humaine et l'environnement, qui pourraient découler d'un traitement inapproprié des déchets de ce produit.

Le symbole apposé sur le produit ou sur les documents qui l'accompagnent indique que cet appareil ne peut pas être traité comme un déchet ménager. Il doit être remis à un point de collecte adapté pour le recyclage des équipements électriques et électroniques. Son élimination doit être réalisée conformément à la réglementation environnementale locale relative à l'élimination des déchets. Pour obtenir des informations plus détaillées sur le traitement, la collecte et le recyclage de ce produit, contactez votre mairie, le service de gestion des déchets ménagers local ou le représentant Laerdal auprès duquel vous avez acheté le produit.

# Deutsch

## Little Anne / Little Junior

Diese Wichtigen Produktinformationen beziehen sich auf Little Anne, Little Anne AED, Little Anne QCPR und Little Junior QCPR.

Sofern nicht anders angegeben, gilt diese Information für sämtliche Produktkonfigurationen.

### Pflege, Instandhaltung und Reinigung

Das Trainingsmodell sauber und in hygienischem Zustand halten.

Die Intubationseinheit nach jedem Seminar auswechseln, vor allem dann, wenn Mund-zu-Mund-Beatmung durchgeführt wurde.

Wir empfehlen, für jeden Übungsteilnehmer ein separates Gesichtsteil für das Laerdal-Trainingsmodell zu verwenden.

Wenn mehrere Übungsteilnehmer ein und dasselbe Gesichtsteil verwenden, muss dieses nach jedem Gebrauch gründlich desinfiziert werden.





Alle Hautteile sind regelmäßig zu reinigen. Warmes Seifenwasser oder Laerdal-Reinigungstücher verwenden.

Übungsbeatmungstücher schaffen eine hygienische Barriere zwischen Ihren Lippen und dem Gesicht des Trainingsmodells.

Folgende Materialien können zu Verfärbungen des Trainingsmodells führen:

- Farbstoffe von Stiften und Lippenstiften,
- Latexhandschuhe
- Andere Bekleidung, als die mit dem Modell gelieferte.

### Glossar der Symbole

	Hersteller
	Herstellungsdatum
	Referenzbestellnummer
	Chargennummer

### Technische Daten

Betriebstemperatur	5 °C bis 35 °C Wenn das Produkt bei niedrigen Temperaturen (unter 15 °C) verwendet wird, kann sich die Produktleistung verschlechtern.
Lagertemperatur	-10 °C bis 50 °C
Luftfeuchtigkeit	5% bis 95% relative Luftfeuchtigkeit
Gewicht	Little Anne: 2.7 kg (± 0.2 kg)  Little Junior: 1.9 kg (± 0.1 kg)
Größe	Little Anne: 65 cm x 34 cm x 21 cm (25.6" x 13.4" x 8.3")  Little Junior: 55 cm x 25 cm x 19 cm (21.6" x 9.8" x 7.4")

### Garantie

Informationen zu den Gewährleistungsbedingungen finden Sie in der Broschüre über die weltweite Garantie von Laerdal. Weitere Informationen finden Sie unter [www.laerdal.com](http://www.laerdal.com).



### Reinigung

Verwenden Sie keine Flüssigkeiten, um das Innere des Trainingsmodells zu reinigen. Tauchen Sie keine Teile des Trainingsmodells unter.

### Batterie

Verwenden Sie nur herkömmliche, nicht wiederaufladbare Zink-Kohle- oder alkaline Batterien (9V, 6LR61). Die Batterien müssen durch die korrekte Batterieart ersetzt werden. Entfernen Sie die Batterien, wenn das Produkt über einen längeren Zeitraum nicht verwendet wird.

### Federal Communications Commission Statement and Industry Canada Statements

This device complies with part 15 of the FCC rules. Operation is subject to the following two conditions:

1. This device may not cause harmful interference
2. This device must accept any interference received, including interference that may cause undesired operation.

Caution: Changes or modifications not expressly approved by Laerdal Medical could void the user's authority to operate the equipment.

This equipment has been tested and found to comply with the limits for a Class B digital device, pursuant to part 15 of the FCC Rules. These limits are designed to provide reasonable protection against harmful interference in a residential installation. This equipment generates, uses and can radiate radio frequency energy and, if not installed and used in accordance with the instructions, may cause harmful interference to radio communications. However, there is no guarantee that interference will not occur in a particular installation. If this equipment does cause harmful interference to radio or television reception, which can be determined by turning the equipment off and on, the user is encouraged to try to correct the interference by one or more of the following measures:

- Reorient or relocate the receiving antenna.
- Increase the separation between the equipment and receiver.
- Connect the equipment into an outlet on a circuit different from that to which the receiver is connected.
- Consult the dealer or an experienced radio/TV technician for help.

### Glossar der Symbole

	<b>Little Anne AED</b> Dieses Produkt entspricht den grundlegenden Anforderungen der Richtlinie des Rates 2014/30/EU über die elektromagnetische Verträglichkeit (EMC) sowie der Richtlinie des Rates 2011/65/EU zur Beschränkung der Verwendung bestimmter gefährlicher Stoffe in Elektro- und Elektronikgeräten (RoHS).
	Australian Radiocommunications and EMC Compliance Mark
	Nach den, für Ihr Land, geltenden Empfehlungen entsorgen.
	KC (Korea-Zertifikat) Prüfzeichen

### Umgang mit Abfallprodukten

Der Little Anne AED-Sensor enthält elektronische Bauteile. Entsorgen Sie ihn in einer geeigneten Recycling-Anlage gemäß den örtlichen Vorschriften.

### Europäische Richtlinie 2012/19/EU (WEEE)

Dieses Gerät ist gemäß der europäischen Richtlinie 2012/19/EU zu Elektro- und Elektronik-Altgeräten (WEEE) gekennzeichnet. Durch die ordnungsgemäße Entsorgung dieses Produkts helfen Sie dabei, mögliche negative Auswirkungen auf die Umwelt und die menschliche Gesundheit zu vermeiden, die bei einer unsachgemäßen Entsorgung auftreten können.

Das Symbol auf dem Produkt oder den ihm beiliegenden Dokumenten weist darauf hin, dass dieses Produkt nicht über den Hausmüll entsorgt werden darf. Stattdessen ist es bei der zuständigen Sammelstelle für das Recycling von elektrischen und elektronischen Geräten abzugeben. Die Entsorgung ist gemäß den örtlichen Umweltschutzvorschriften zur Abfallentsorgung vorzunehmen. Detailliertere Informationen zur Behandlung, Verwertung und zum Recycling dieses Produkts erhalten Sie bei Ihrer Gemeindeverwaltung, Ihrem örtlichen Entsorgungsunternehmen oder dem Laerdal-Vertreter, bei dem Sie das Produkt erworben haben.

**Reinigung**

Verwenden Sie keine Flüssigkeiten, um das Innere des Trainingsmodells zu reinigen. Tauchen Sie keine Teile des Trainingsmodells unter.

**Batterie**

Verwenden Sie nur herkömmliche, nicht wiederaufladbare Zink-Kohle- oder alkaline Batterien (LR6 1,5 V AA). Die Batterien müssen durch die korrekte Batterieart ersetzt werden. Entfernen Sie die Batterien, wenn das Produkt über einen längeren Zeitraum nicht verwendet wird.

**Federal Communications Commission****Statement und Industry Canada Statements**

This device complies with part 15 of the FCC rules. Operation is subject to the following two conditions:

1. This device may not cause harmful interference
2. This device must accept any interference received, including interference that may cause undesired operation.

Caution: Changes or modifications not expressly approved by Laerdal Medical could void the user's authority to operate the equipment.

This equipment has been tested and found to comply with the limits for a Class B digital device, pursuant to part 15 of the FCC Rules. These limits are designed to provide reasonable protection against harmful interference in a residential installation. This equipment generates, uses and can radiate radio frequency energy and, if not installed and used in accordance with the instructions, may cause harmful interference to radio communications. However, there is no guarantee that interference will not occur in a particular installation. If this equipment does cause harmful interference to radio or television reception, which can be determined by turning the equipment off and on, the user is encouraged to try to correct the interference by one or more of the following measures:

- Reorient or relocate the receiving antenna.
- Increase the separation between the equipment and receiver.
- Connect the equipment into an outlet on a circuit different from that to which the receiver is connected.
- Consult the dealer or an experienced radio/TV technician for help.

**Little Anne QCPR / Little Junior QCPR**

Enthält FCC-ID: QHQ-120-60750

IC: 20263-12060750

**Korea-Zertifikat:** MSIP-CRM-Lm1-120-60750

**Japanische MIC-Zertifizierung:** 203-JN0729

**CMIIT ID:** 2017DJ5855

**Glossar der Symbole**

	<b>Little Anne QCPR / Little Junior QCPR</b> Dieses Produkt entspricht den grundlegenden Anforderungen der Richtlinie des Rates 2014/53/EU über Funkanlagen (RED) sowie der Richtlinie des Rates 2011/65/EU zur Beschränkung der Verwendung bestimmter gefährlicher Stoffe in Elektro- und Elektronikgeräten (RoHS).
	Australian Radiocommunications and EMC Compliance Mark
	Nach den, für Ihr Land, geltenden Empfehlungen entsorgen.
	KC (Korea-Zertifikat) Prüfzeichen
	Japanische MIC-Zertifizierung
	Nicht berühren

**Umgang mit Abfallprodukten**

Im QCPR Sensor sind elektronische Bauteile verbaut. Entsorgen Sie ihn in einer geeigneten Recycling-Anlage gemäß den örtlichen Vorschriften.

Europäische Richtlinie 2012/19/EU (WEEE)

Dieses Gerät ist gemäß der europäischen Richtlinie 2012/19/EU zu Elektro- und Elektronik-Altgeräten (WEEE) gekennzeichnet. Durch die ordnungsgemäße Entsorgung dieses Produkts helfen Sie dabei, mögliche negative Auswirkungen auf die Umwelt und die menschliche Gesundheit zu vermeiden, die bei einer unsachgemäßen Entsorgung auftreten können.

Das Symbol auf dem Produkt oder den ihm beiliegenden Dokumenten weist darauf hin, dass dieses Produkt nicht über den Hausmüll entsorgt werden darf. Stattdessen ist es bei der zuständigen Sammelstelle für das Recycling von elektrischen und elektronischen Geräten abzugeben. Die Entsorgung ist gemäß den örtlichen Umweltschutzvorschriften zur Abfallentsorgung vorzunehmen. Detailliertere Informationen zur Behandlung, Verwertung und zum Recycling dieses Produkts erhalten Sie bei Ihrer Gemeindeverwaltung, Ihrem örtlichen Entsorgungsunternehmen oder dem Laerdal-Vertreter, bei dem Sie das Produkt erworben haben.

Esta importante información del producto cubre Little Anne, Little Anne AED, Little Anne QCPR y Little Junior QCPR.

A menos que se especifique lo contrario, la información se aplica a todas las configuraciones del producto.

### Cuidado, mantenimiento y limpieza

Mantenga el maniquí limpio y en buenas condiciones de higiene.

Sustituya el conjunto de las vías aéreas después de cada clase, especialmente si se practica la reanimación boca a boca.

Recomendamos utilizar una cara de maniquí de Laerdal diferente para cada estudiante.

Si varios estudiantes utilizan la misma cara de maniquí, esta deberá limpiarse después de cada uso.

Limpie todas las partes de la piel con regularidad.





Utilice agua tibia con jabón o un paño específico para maniqués de Laerdal.

El uso de protectores faciales para el maniquí proporciona una barrera limpia entre los labios de la persona y la cara del maniquí.

Los siguientes elementos pueden decolorar el maniquí:

- Pigmentos de barras de labios y bolígrafos
- Guantes de látex
- Con el uso de ropa distinta de la que viene con el equipo originalmente.

### Glosario de símbolos

	Fabricante
	Fecha de fabricación
	Número de pedido de referencia
	Número de LOTE

### Especificaciones

Temperatura de funcionamiento	5 °C a 35 °C El rendimiento del producto puede deteriorarse si se emplea a bajas temperaturas (por debajo de 15 °C)
Temperatura de almacenamiento	-10 °C a 50 °C
Humedad	Humedad relativa de 5% - 95%
Peso	Little Anne: 2.7 kg (± 0.2 kg)  Little Junior: 1.9 kg (± 0.1 kg)
Dimensiones	Little Anne: 65 cm x 34 cm x 21 cm (25.6" x 13.4" x 8.3")  Little Junior: 55 cm x 25 cm x 19 cm (21.6" x 9.8" x 7.4")

### Garantía

Consulte la garantía global de Laerdal para ver los términos y las condiciones. Para obtener más información, visite [www.laerdal.com](http://www.laerdal.com)

# Español

## Little Anne AED

### Limpieza

No utilice líquidos para limpiar el interior del maniquí. No sumerja ninguna pieza.

### Pila

Utilice únicamente pilas alcalinas o de zinc-carbono no recargables AA de 9V 6LR61 de uso comercial. Las pilas deberán sustituirse por otras de un tipo adecuado. Quite las pilas cuando el producto no se vaya a utilizar durante un período prolongado.

### Federal Communications Commission Statement and Industry Canada Statements

This device complies with part 15 of the FCC rules. Operation is subject to the following two conditions:

1. This device may not cause harmful interference
2. This device must accept any interference received, including interference that may cause undesired operation.

Caution: Changes or modifications not expressly approved by Laerdal Medical could void the user's authority to operate the equipment.

This equipment has been tested and found to comply with the limits for a Class B digital device, pursuant to part 15 of the FCC Rules. These limits are designed to provide reasonable protection against harmful interference in a residential installation. This equipment generates, uses and can radiate radio frequency energy and, if not installed and used in accordance with the instructions, may cause harmful interference to radio communications. However, there is no guarantee that interference will not occur in a particular installation. If this equipment does cause harmful interference to radio or television reception, which can be determined by turning the equipment off and on, the user is encouraged to try to correct the interference by one or more of the following measures:

- Reorient or relocate the receiving antenna.
- Increase the separation between the equipment and receiver.
- Connect the equipment into an outlet on a circuit different from that to which the receiver is connected.
- Consult the dealer or an experienced radio/TV technician for help.

### Glosario de símbolos

	<b>Little Anne AED</b> Este producto cumple los requisitos esenciales de la Directiva del Consejo 2014/30/UE sobre compatibilidad electromagnética (EMC) y la Directiva del Consejo 2011/65/UE sobre el uso de ciertas sustancias peligrosas (RoHS).
	Marca de compatibilidad electromagnética y de radiocomunicaciones australiana
	Deséchelas de acuerdo con las recomendaciones de su país.
	KC (Certificación coreana) marca de certificación

### Gestión de residuos

El sensor de Little Anne AED contiene componentes electrónicos. Deséchelo en un centro de reciclaje adecuado de acuerdo con las normativas locales.

Directiva europea 2012/19/UE (RAEE)  
RAEE: este aparato está marcado de acuerdo con la directiva europea 2012/19/UE relativa a los residuos de aparatos eléctricos y electrónicos (RAEE). Al asegurarse de que este producto se desecha de la forma adecuada, ayudará a prevenir las posibles consecuencias negativas sobre la salud y el medio ambiente derivadas de una gestión inadecuada de los residuos de este producto.

El símbolo que aparece en el producto, o en los documentos que lo acompañan, indica que este aparato no se puede tratar como un residuo doméstico. En su lugar, debe llevarse al centro de recogida correspondiente para el reciclaje de equipos eléctricos y electrónicos. El desecho se debe realizar de acuerdo con las regulaciones medioambientales locales relativas al desecho de residuos. Para obtener información más detallada sobre el tratamiento, la recuperación y el reciclaje de este producto, póngase en contacto con la oficina municipal, los servicios de desechos domésticos o el representante de Laerdal del lugar donde adquirió el producto.

**Limpieza**

No utilice líquidos para limpiar el interior del maniquí.  
No sumerja ninguna pieza.

**Pila**

Utilice únicamente pilas alcalinas o de zinc-carbono no recargables AA de 1,5V LR6 de uso comercial. Las pilas deberán sustituirse por otras de un tipo adecuado. Quite las pilas cuando el producto no se vaya a utilizar durante un período prolongado.

**Federal Communications Commission  
Statement and Industry Canada Statements**

This device complies with part 15 of the FCC rules.  
Operation is subject to the following two conditions:

This device may not cause harmful interference

1. This device must accept any interference received, including interference that may cause undesired operation.

Caution: Changes or modifications not expressly approved by Laerdal Medical could void the user's authority to operate the equipment.

This equipment has been tested and found to comply with the limits for a Class B digital device, pursuant to part 15 of the FCC Rules. These limits are designed to provide reasonable protection against harmful interference in a residential installation. This equipment generates, uses and can radiate radio frequency energy and, if not installed and used in accordance with the instructions, may cause harmful interference to radio communications. However, there is no guarantee that interference will not occur in a particular installation. If this equipment does cause harmful interference to radio or television reception, which can be determined by turning the equipment off and on, the user is encouraged to try to correct the interference by one or more of the following measures:

- Reorient or relocate the receiving antenna.
- Increase the separation between the equipment and receiver.
- Connect the equipment into an outlet on a circuit different from that to which the receiver is connected.
- Consult the dealer or an experienced radio/TV technician for help.

**Little Anne QCPR / Little Junior QCPR**

Contiene ID de FCC: QHQ-120-60750  
IC: 20263-12060750

**Certificación MIC Japonesa:** 203-JN0729

**Certificación de Corea:** MSIP-CRM-Lm1-120-60750

**CMIIT ID:** 2017DJ5855

**Glosario de símbolos**

	<b>Little Anne QCPR / Little Junior QCPR</b> Este producto cumple los requisitos esenciales de la Directiva del Consejo 2014/53/UE sobre equipos de radio (RED) y la Directiva del Consejo 2011/65/UE sobre el uso de ciertas sustancias peligrosas (RoHS).
	Marca de compatibilidad electromagnética y de radiocomunicaciones australiana
	Deséchelas de acuerdo con las recomendaciones de su país.
	KC (Certificación coreana) marca de certificación
	Certificación MIC japonesa
	No toque

**Gestión de residuos**

El sensor QCPR contiene componentes electrónicos. Deséchelo en un centro de reciclaje adecuado de acuerdo con las normativas locales.

**Directiva europea 2012/19/UE (RAEE)**

RAEE: este aparato está marcado de acuerdo con la directiva europea 2012/19/UE relativa a los residuos de aparatos eléctricos y electrónicos (RAEE). Al asegurarse de que este producto se desecha de la forma adecuada, ayudará a prevenir las posibles consecuencias negativas sobre la salud y el medio ambiente derivadas de una gestión inadecuada de los residuos de este producto.

El símbolo que aparece en el producto, o en los documentos que lo acompañan, indica que este aparato no se puede tratar como un residuo doméstico. En su lugar, debe llevarse al centro de recogida correspondiente para el reciclaje de equipos eléctricos y electrónicos. El desecho se debe realizar de acuerdo con las regulaciones medioambientales locales relativas al desecho de residuos. Para obtener información más detallada sobre el tratamiento, la recuperación y el reciclaje de este producto, póngase en contacto con la oficina municipal, los servicios de desechos domésticos o el representante de Laerdal del lugar donde adquirió el producto.

# Italiano

## Little Anne / Little Junior

Queste informazioni importanti riguardano i prodotti Little Anne, Little Anne AED, Little Anne QCPR e Little Junior QCPR.

Se non diversamente specificato, le informazioni sono valide per tutte le configurazioni del prodotto.

### Cura, manutenzione e pulizia

Mantenere il manichino pulito e rispettare le norme igieniche.

Sostituire il gruppo delle vie aeree dopo ogni corso, soprattutto se è stata praticata la rianimazione bocca a bocca.

Si consiglia di usare un viso del manichino di Laerdal diverso per ogni studente.

Se il viso del manichino viene condiviso da più studenti, sterilizzarlo completamente dopo ogni uso.





Pulire periodicamente tutte le aree della pelle. Usare acqua calda e sapone o le salviette per manichino di Laerdal.

È possibile usare fogli protettivi per creare una barriera pulita tra la labbra dello studente e il viso del manichino.

I seguenti oggetti potrebbero macchiare il manichino:

- rossetto e penne
- guanti di lattice
- usare vestiti diversi da quelli che vengono forniti in origine con il prodotto.

### Glossario dei simboli

	Produttore
	Data di produzione
	Numero di ordine di riferimento
	Numero di lotto

### Specifiche

Temperatura di esercizio	Da 5 °C a 35 °C In caso di utilizzo con temperature sotto i 15 °C, le prestazioni del prodotto potrebbero risultare inferiori.
Temperatura di conservazione	Da -10 °C a 50 °C
Umidità	5-90% di umidità relativa
Peso	Little Anne: 2.7 kg (± 0.2 kg)  Little Junior: 1.9 kg (± 0.1 kg)
Dimensioni	Little Anne: 65 cm x 34 cm x 21 cm (25.6" x 13.4" x 8.3")  Little Junior: 55 cm x 25 cm x 19 cm (21.6" x 9.8" x 7.4")

### Garanzia

Fare riferimento alla garanzia globale di Laerdal per i termini e le condizioni. Per ulteriori informazioni visitare il sito [www.laerdal.com](http://www.laerdal.com)

### Pulizia

Non utilizzare liquidi per la pulizia interna del manichino. Non immergere alcuna parte.

### Batteria

Utilizzare esclusivamente batterie di consumo, non-ricaricabili, zinco carbonio o alcaline, 9 V 6LR61. Le batterie devono essere sostituite con il tipo corretto. Rimuovere le batterie se il prodotto non deve essere utilizzato per un lungo periodo.

### Federal Communications Commission Statement and Industry Canada Statements

This device complies with part 15 of the FCC rules. Operation is subject to the following two conditions:

1. This device may not cause harmful interference
2. This device must accept any interference received, including interference that may cause undesired operation.

Caution: Changes or modifications not expressly approved by Laerdal Medical could void the user's authority to operate the equipment.

This equipment has been tested and found to comply with the limits for a Class B digital device, pursuant to part 15 of the FCC Rules. These limits are designed to provide reasonable protection against harmful interference in a residential installation. This equipment generates, uses and can radiate radio frequency energy and, if not installed and used in accordance with the instructions, may cause harmful interference to radio communications. However, there is no guarantee that interference will not occur in a particular installation. If this equipment does cause harmful interference to radio or television reception, which can be determined by turning the equipment off and on, the user is encouraged to try to correct the interference by one or more of the following measures:

- Reorient or relocate the receiving antenna.
- Increase the separation between the equipment and receiver.
- Connect the equipment into an outlet on a circuit different from that to which the receiver is connected.
- Consult the dealer or an experienced radio/TV technician for help.

### Glossario dei simboli

	<b>Little Anne AED</b> Il prodotto è conforme ai requisiti essenziali della direttiva 2014/30/UE sulla compatibilità elettromagnetica e alla direttiva 2011/65/UE RoHS sulle limitazioni dell'uso di sostanze pericolose.
	Marchio di conformità alle normative australiane su radiocomunicazioni e compatibilità elettromagnetica (EMC)
	Smaltire conformemente alle normative del proprio Paese.
	Certificazione per la Corea (simbolo di certificazione)

### Trattamento dei rifiuti

Il sensore DAE del manichino Little Anne include componenti elettronici. Smaltirlo presso uno stabilimento per il riciclo appropriato in conformità con le normative locali.

Direttiva europea 2012/19/UE (RAEE)  
RAEE: l'etichettatura di questa apparecchiatura è conforme alla direttiva europea 2012/19/UE RAEE sullo smaltimento dei rifiuti elettrici ed elettronici. Lo smaltimento corretto del prodotto aiuta a prevenire possibili conseguenze negative sull'ambiente e sulla salute, che potrebbero essere altrimenti causate da un trattamento inappropriato dei rifiuti del prodotto.

Il simbolo riportato sul prodotto, o sulla documentazione fornita con il prodotto, indica che l'apparecchiatura non deve essere trattata come rifiuto domestico. Dovrà, quindi, essere portata presso un punto di raccolta applicabile per il riciclo delle parti elettriche ed elettroniche, dove sarà smaltita nel rispetto delle normative ambientali locali per lo smaltimento dei rifiuti. Per informazioni più dettagliate su come trattare, recuperare e riciclare il prodotto, contattare l'ufficio municipale preposto, il servizio di smaltimento di rifiuti domestici di zona o il rappresentante Laerdal presso cui il prodotto è stato acquistato.

**Pulizia**

Non utilizzare liquidi per la pulizia interna del manichino. Non immergere alcuna parte.

**Batteria**

Utilizzare esclusivamente batterie di consumo, non-ricaricabili, zinco carbonio o alcaline, LR6 1,5V AA. Le batterie devono essere sostituite con il tipo corretto. Rimuovere le batterie se il prodotto non deve essere utilizzato per un lungo periodo.

**Federal Communications Commission  
Statement and Industry Canada Statements**

This device complies with part 15 of the FCC rules. Operation is subject to the following two conditions:

1. This device may not cause harmful interference
2. This device must accept any interference received, including interference that may cause undesired operation.

Caution: Changes or modifications not expressly approved by Laerdal Medical could void the user's authority to operate the equipment.

This equipment has been tested and found to comply with the limits for a Class B digital device, pursuant to part 15 of the FCC Rules. These limits are designed to provide reasonable protection against harmful interference in a residential installation. This equipment generates, uses and can radiate radio frequency energy and, if not installed and used in accordance with the instructions, may cause harmful interference to radio communications. However, there is no guarantee that interference will not occur in a particular installation. If this equipment does cause harmful interference to radio or television reception, which can be determined by turning the equipment off and on, the user is encouraged to try to correct the interference by one or more of the following measures:

- Reorient or relocate the receiving antenna.
- Increase the separation between the equipment and receiver.
- Connect the equipment into an outlet on a circuit different from that to which the receiver is connected.
- Consult the dealer or an experienced radio/TV technician for help.

**Little Anne QCPR / Little Junior QCPR**

Contiene ID FCC: QHQ-120-60750  
IC: 20263-12060750

**Certificazione per la Corea:**

MSIP-CRM-Lm1-120-60750

**Certificazione MIC per il Giappone:** 203-JN0729

CMIIT ID: 2017DJ5855

**Glossario dei simboli**

	<b>Little Anne QCPR / Little Junior QCPR</b> Il prodotto è conforme ai requisiti essenziali della direttiva 2014/53/UE sulle apparecchiature radio e alla direttiva 2011/65/UE RoHS sulle limitazioni dell'uso di sostanze pericolose.
	Marchio di conformità alle normative australiane su radiocomunicazioni e compatibilità elettromagnetica (EMC)
	Smaltire conformemente alle normative del proprio Paese.
	Certificazione per la Corea (simbolo di certificazione)
	Certificazione MIC per il Giappone
	Non toccare

**Trattamento dei rifiuti**

Il sensore QCPR contiene componenti elettronici. Smaltirlo presso uno stabilimento per il riciclo appropriato, in conformità con le normative locali.

**Direttiva europea 2012/19/UE (RAEE)**

RAEE: l'etichettatura di questa apparecchiatura è conforme alla direttiva europea 2012/19/UE RAEE sullo smaltimento dei rifiuti elettrici ed elettronici. Lo smaltimento corretto del prodotto aiuta a prevenire possibili conseguenze negative sull'ambiente e sulla salute, che potrebbero essere altrimenti causate da un trattamento inappropriato dei rifiuti del prodotto.

Il simbolo riportato sul prodotto, o sulla documentazione fornita con il prodotto, indica che l'apparecchiatura non deve essere trattata come rifiuto domestico. Dovrà, quindi, essere portata presso un punto di raccolta applicabile per il riciclo delle parti elettriche ed elettroniche, dove sarà smaltita nel rispetto delle normative ambientali locali per lo smaltimento dei rifiuti. Per informazioni più dettagliate su come trattare, recuperare e riciclare il prodotto, contattare l'ufficio municipale preposto, il servizio di smaltimento di rifiuti domestici di zona o il rappresentante Laerdal presso cui il prodotto è stato acquistato.



Deze belangrijke productinformatie is van toepassing op de Little Anne, Little Anne AED, Little Anne QCPR en Little Junior QCPR.

Tenzij anders aangegeven, is de informatie van toepassing op alle productconfiguraties.

### Zorg, onderhoud en reiniging

Houd de oefenpop schoon en in goede hygiënische staat.

Vervang de luchtwegunit na iedere les, met name als er mond-op-mondbeademing is geoefend.

We raden aan voor iedere cursist een aparte Laerdal Manikin Face te gebruiken.

Als verschillende cursisten hetzelfde gezicht gebruiken, moet het gezicht van de oefenpop na ieder gebruik grondig worden gereinigd.





Reinig alle huddelen regelmatig. Gebruik een warm sopje of Laerdal Manikin Wipes.

Het gebruik van Manikin Face Shields zorgt voor een schone barrière tussen uw lippen en het gezicht van de oefenpop.

De volgende elementen kunnen de oefenpop verkleuren:

- Kleurstoffen van lippenstift en pennen
- Latex handschoenen
- Het gebruik van kleding die niet origineel bij de oefenpop geleverd zijn.

### Verklarende symbolenlijst

	Fabrikant
	Productiedatum
	Ordernummer ter referentie
	LOT-nummer

### Specificaties

Bedrijfstemperatuur	5 °C tot 35 °C Afname van de prestaties van het product kan zich voordoen tijdens gebruik bij lage temperaturen (lager dan 15 °C)
Opslagtemperatuur	-10 °C tot 50 °C
Vochtigheid	5% - 95% relatieve vochtigheid
Gewicht	Little Anne: 2.7 kg (± 0.2 kg)  Little Junior: 1.9 kg (± 0.1 kg)
Afmetingen	Little Anne: 65 cm x 34 cm x 21 cm (25.6" x 13.4" x 8.3")  Little Junior: 55 cm x 25 cm x 19 cm (21.6" x 9.8" x 7.4")

### Garantie

Raadpleeg de algemene voorwaarden in de Laerdal Wereldwijde Garantie. Bezoek [www.laerdal.com](http://www.laerdal.com) voor meer informatie

# Nederlands

## Little Anne AED

### Reiniging

Gebruik geen vloeistof om de binnenzijde van de oefenpop te reinigen. Dompel onderdelen niet onder in vloeistof.

### Batterij

Gebruik uitsluitend niet oplaadbare koolzink- of alkalibatterijen van consumentenkwaliteit, 9V 6LR61. Batterijen moeten vervangen worden door het juiste type. Verwijder de batterijen als het product voor langere tijd niet gebruikt wordt.

### Federal Communications Commission Statement and Industry Canada Statements

This device complies with part 15 of the FCC rules. Operation is subject to the following two conditions:





1. This device may not cause harmful interference
2. This device must accept any interference received, including interference that may cause undesired operation.

Caution: Changes or modifications not expressly approved by Laerdal Medical could void the user's authority to operate the equipment.

This equipment has been tested and found to comply with the limits for a Class B digital device, pursuant to part 15 of the FCC Rules. These limits are designed to provide reasonable protection against harmful interference in a residential installation. This equipment generates, uses and can radiate radio frequency energy and, if not installed and used in accordance with the instructions, may cause harmful interference to radio communications. However, there is no guarantee that interference will not occur in a particular installation. If this equipment does cause harmful interference to radio or television reception, which can be determined by turning the equipment off and on, the user is encouraged to try to correct the interference by one or more of the following measures:

- Reorient or relocate the receiving antenna.
- Increase the separation between the equipment and receiver.
- Connect the equipment into an outlet on a circuit different from that to which the receiver is connected.
- Consult the dealer or an experienced radio/TV technician for help.

### Verklarende symbolenlijst

	<b>Little Anne AED</b> Dit product is in overeenstemming met de essentiële vereisten van richtlijn 2014/30/EU van de Raad betreffende elektromagnetische compatibiliteit (EMC) en richtlijn 2011/65/EU van de Raad betreffende beperking van het gebruik van bepaalde gevaarlijke stoffen in elektrische en elektronische apparatuur (RoHS).
	Australisch merk voor radiocommunicatie en naleving van EMC
	Afvoeren in overeenstemming met de in uw land geldende adviezen
	KC (Korea-certificering) certificeringsmerk

### Afvalverwerking

De sensor van de Little Anne AED bevat elektronische componenten. Breng deze naar het daarvoor bestemde recyclingcentrum in overeenstemming met de plaatselijke regelgeving.

Europese Richtlijn 2012/19/EU (AEEA)  
AEEA: dit apparaat is gemerkt volgens de Europese Richtlijn 2012/19/EU betreffende afgedankte elektrische en elektronische apparatuur (AEEA). Door dit product correct te verwijderen helpt u mogelijk negatieve gevolgen voor het milieu en de volksgezondheid te voorkomen.

Het symbool op het product of op de bij het product horende documenten geeft aan dat dit apparaat niet als huishoudelijk afval mag worden behandeld. In plaats daarvan dient het bij het daarvoor ingestelde verzamelpunt voor het recyclen van elektrische en elektronische apparatuur te worden afgeleverd. Afvoer dient plaats te vinden in overeenstemming met de plaatselijke milieuregelingen voor afvalverwijdering. Neem voor meer informatie over de behandeling, terugwinning en hergebruik van dit product contact op met uw gemeente, de gemeentereiniging of de vertegenwoordiger van Laerdal bij wie u het product heeft aangeschaft.

### Reiniging

Gebruik geen vloeistof om de binnenzijde van de oefenpop te reinigen. Dompel onderdelen niet onder in vloeistof.

### Batterij

Gebruik alleen niet-oplaadbare koolzink- of alkalibatterijen, LR6 1,5V AA. Batterijen moeten vervangen worden door het juiste type. Verwijder de batterijen als het product voor langere tijd niet gebruikt wordt.

### Federal Communications Commission Statement and Industry Canada Statements

This device complies with part 15 of the FCC rules. Operation is subject to the following two conditions:

1. This device may not cause harmful interference
2. This device must accept any interference received, including interference that may cause undesired operation.

Caution: Changes or modifications not expressly approved by Laerdal Medical could void the user's authority to operate the equipment.

This equipment has been tested and found to comply with the limits for a Class B digital device, pursuant to part 15 of the FCC Rules. These limits are designed to provide reasonable protection against harmful interference in a residential installation. This equipment generates, uses and can radiate radio frequency energy and, if not installed and used in accordance with the instructions, may cause harmful interference to radio communications. However, there is no guarantee that interference will not occur in a particular installation. If this equipment does cause harmful interference to radio or television reception, which can be determined by turning the equipment off and on, the user is encouraged to try to correct the interference by one or more of the following measures:

- Reorient or relocate the receiving antenna.
- Increase the separation between the equipment and receiver.
- Connect the equipment into an outlet on a circuit different from that to which the receiver is connected.
- Consult the dealer or an experienced radio/TV technician for help.

### Little Anne QCPR / Little Junior QCPR

Contains FCC ID: QHQ-120-60750

IC: 20263-12060750

### Certificering Korea:

MSIP-CRM-Lm1-120-60750

MIC-certificering Japan: 203-JN0729

CMIIT ID: 2017DJ5855

### Verklarende symbolenlijst

	Little Anne QCPR / Little Junior QCPR Dit product is in overeenstemming met de essentiële vereisten van richtlijn 2014/53/EU van de Raad betreffende radioapparatuur (RED) en richtlijn 2011/65/EU van de Raad betreffende beperking van het gebruik van bepaalde gevaarlijke stoffen in elektrische en elektronische apparatuur (RoHS).
	Australisch merk voor radiocommunicatie en naleving van EMC
	Afvoeren in overeenstemming met de in uw land geldende adviezen
	KC (Korea-certificering) certificeringsmerk
	Japanse MIC-certificering
	Niet aanraken

### Afvalverwerking

De QCPR-sensor bevat elektronische componenten. Breng deze naar het daarvoor bestemde recyclingcentrum in overeenstemming met de plaatselijke regelgeving.

Europese Richtlijn 2012/19/EUG (AEEA)  
AEEA: dit apparaat is gemerkt volgens de Europese Richtlijn 2012/19/EU betreffende afgedankte elektrische en elektronische apparatuur (AEEA). Door dit product correct te verwijderen helpt u mogelijk negatieve gevolgen voor het milieu en de volksgezondheid te voorkomen.

Het symbool op het product of op de bij het product horende documenten geeft aan dat dit apparaat niet als huishoudelijk afval mag worden behandeld. In plaats daarvan dient het bij het daarvoor ingestelde verzamelpunt voor het recyclen van elektrische en elektronische apparatuur te worden afgeleverd. Afvoer dient plaats te vinden in overeenstemming met de plaatselijke milieuregelingen voor afvalverwijdering. Neem voor meer informatie over de behandeling, terugwinning en hergebruik van dit product contact op met uw gemeente, de gemeentereiniging of de vertegenwoordiger van Laerdal bij wie u het product heeft aangeschaft.

# Norsk

## Little Anne / Little Junior

Denne viktige produktinformasjonen dekker Little Anne, Little Anne AED, Little Anne QCPR og Little Junior QCPR.

Hvis ikke annet er angitt, gjelder informasjonen alle produktkonfigurasjoner.

### Stell, vedlikehold og rengjøring

Hold dukken ren og hygienisk.

Skift ut luftveien etter hver klasse, spesielt hvis det øves på munn-til-munn-metoden.

Vi anbefaler at du bruker en egen Laerdal ansiktshud for hver elev.

Dersom flere elever bruker samme ansiktshud, må den desinfiseres grundig etter hver bruk.





Rengjør alle huddeler jevnlig. Bruk varmt såpevann eller Resusci våtserviett.

Bruk av Hygieneduk gir en ren barriere mellom leppene dine og ansiktshuden.

Dette kan misfarge treningsdukken:

- Pigmenter fra lepestift og pinner
- Latekshansker
- Bruk av andre klær enn dem som er levert med dukken.

### Symbolforklaring

	Produsent
	Produksjonsdato
	Katalognummer
	Lot-nummer

### Spesifikasjoner

Driftstemperatur	5 °C til 35 °C Foringelse i produktytelse kan oppleves ved bruk i lave temperaturer (under 15 °C)
Oppbevarings-temperatur	-10 °C til 50 °C
Fuktighet	5 % - 95 % relativ luftfuktighet
Vekt	Little Anne: 2.7 kg (± 0.2 kg)  Little Junior: 1.9 kg (± 0.1 kg)
Mål	Little Anne: 65 cm x 34 cm x 21 cm (25.6" x 13.4" x 8.3")  Little Junior: 55 cm x 25 cm x 19 cm (21.6" x 9.8" x 7.4")

### Garanti

Se Laerdal Global Warranty for vilkår og betingelser. Gå til [www.laerdal.com](http://www.laerdal.com) for mer informasjon

### Rengjøring

Ikke bruk væsker til å rengjøre innviden av manekengen. Ikke senk noen av delene ned i væske.

### Batteri

Bruk kun forbruks-, ikke-oppladbare-, karbonsink/alkaliske batterier; 9V 6LR61.

Batteriene må byttes ut med riktig type. Fjern batteriene hvis produktet ikke skal brukes i en lengre periode.

### Federal Communications Commission

#### Statement and Industry Canada Statements

This device complies with part 15 of the FCC rules. Operation is subject to the following two conditions:


1. This device may not cause harmful interference
2. This device must accept any interference received, including interference that may cause undesired operation.

Caution: Changes or modifications not expressly approved by Laerdal Medical could void the user's authority to operate the equipment.

This equipment has been tested and found to comply with the limits for a Class B digital device, pursuant to part 15 of the FCC Rules. These limits are designed to provide reasonable protection against harmful interference in a residential installation. This equipment generates, uses and can radiate radio frequency energy and, if not installed and used in accordance with the instructions, may cause harmful interference to radio communications. However, there is no guarantee that interference will not occur in a particular installation. If this equipment does cause harmful interference to radio or television reception, which can be determined by turning the equipment off and on, the user is encouraged to try to correct the interference by one or more of the following measures:

- Reorient or relocate the receiving antenna.
- Increase the separation between the equipment and receiver.
- Connect the equipment into an outlet on a circuit different from that to which the receiver is connected.
- Consult the dealer or an experienced radio/TV technician for help.

### Symbolforklaring

	<b>Little Anne AED</b> Dette produktet er i samsvar med de grunnleggende kravene i rådsdirektiv 2014/30/EU om elektromagnetisk kompatibilitet (EMC) og rådsdirektiv 2011/65/EU om restriksjoner ved bruk av visse farlige stoffer (RoHS)
	Radiokommunikasjons- og EMC-samsvarsmerke for Australia
	Kasseres slik det er anbefalt i ditt land
	KC (koreansk sertifisering) sertifiseringsmerke

### Avfallshåndtering

Little Anne AED-sensor inneholder elektroniske komponenter. Leveres på egnet resirkuleringsanlegg i henhold til lokale forskrifter.

#### EU-direktiv 2012/19/EU (WEEE)

WEEE: Dette apparatet er merket i henhold til EU-direktiv 2012/19/EU om kassering av elektrisk og elektronisk utstyr (WEEE). Ved å sørge for at produktet kasseres riktig, bidrar du til å forebygge mulige negative konsekvenser for miljøet og menneskelig helse, som kan forårsakes av feil avfallshåndtering av produktet.

Symbolet på produktet, eller dokumentene som følger med produktet, indikerer at denne enheten ikke skal behandles som husholdningsavfall. I stedet skal det overlates til egnet innsamlingspunkt for resirkulering av elektrisk og elektronisk utstyr. Kassering må skje i samsvar med lokale miljøforskrifter om avfallshåndtering. For mer detaljert informasjon om behandling, gjenvinning og resirkulering av dette produktet, bes du kontakte ditt lokale kontor, din deponeringstjeneste for husholdningsavfall eller Laerdal-representanten der du kjøpte produktet.

**Rengjøring**

Ikke bruk væsker til å rengjøre innsiden av manekengen. Ikke senk noen av delene ned i væske.

**Batteri**

Bruk kun ikke oppladbare, karbonzink- eller alkaliske batterier av forbruksgrad, LR6 1,5 V AA. Batteriene må byttes ut med riktig type. Fjern batteriene hvis produktet ikke skal brukes i en lengre periode.

**Federal Communications Commission  
Statement and Industry Canada Statements**

This device complies with part 15 of the FCC rules. Operation is subject to the following two conditions:

1. This device may not cause harmful interference
2. This device must accept any interference received, including interference that may cause undesired operation.

Caution: Changes or modifications not expressly approved by Laerdal Medical could void the user's authority to operate the equipment.

This equipment has been tested and found to comply with the limits for a Class B digital device, pursuant to part 15 of the FCC Rules. These limits are designed to provide reasonable protection against harmful interference in a residential installation. This equipment generates, uses and can radiate radio frequency energy and, if not installed and used in accordance with the instructions, may cause harmful interference to radio communications. However, there is no guarantee that interference will not occur in a particular installation. If this equipment does cause harmful interference to radio or television reception, which can be determined by turning the equipment off and on, the user is encouraged to try to correct the interference by one or more of the following measures:

- Reorient or relocate the receiving antenna.
- Increase the separation between the equipment and receiver.
- Connect the equipment into an outlet on a circuit different from that to which the receiver is connected.
- Consult the dealer or an experienced radio/TV technician for help.

**Little Anne QCPR / Little Junior QCPR**

Contains FCC ID: QHQ-120-60750







IC: 20263-12060750

Korea Certification: MSIP-CRM-Lm1-120-60750

Japansk MIC sertifisering: 203-JN0729

CMIIT ID: 2017DJ5855

**Symbolforklaring**

	<b>Little Anne QCPR / Little Junior QCPR</b> Dette produktet er i samsvar med FOR-2016-04-377 Forskrift om EØS-krav til radioutstyr; og rådsdirektiv 2011/65/EU om restriksjoner ved bruk av visse farlige stoffer (RoHS).
	Radiokommunikasjons- og EMC-samsvarsmerke for Australia
	Avhendes slik det er anbefalt i ditt land
	KC (koreansk sertifisering) sertifiseringsmerke
	Japansk MIC sertifisering
	Ikke rør

**Avfallshåndtering**

QCPR-sensoren inneholder elektroniske komponenter. Leveres på egnet resirkuleringsanlegg i henhold til lokale forskrifter.

EU-direktiv 2012/19/EU (WEEE)

WEEE: Dette apparatet er merket i henhold til EU-direktiv 2012/19/EU om kassering av elektrisk og elektronisk utstyr (WEEE). Ved å sørge for at produktet kasseres riktig, bidrar du til å forebygge mulige negative konsekvenser for miljøet og menneskelig helse, som kan forårsakes av feil avfallshåndtering av produktet.

Symbolet på produktet, eller dokumentene som følger med produktet, indikerer at denne enheten ikke skal behandles som husholdningsavfall. I stedet skal det overlates til egnet innsamlingspunkt for resirkulering av elektrisk og elektronisk utstyr. Kassering må skje i samsvar med lokale miljøforskrifter om avfallshåndtering. For mer detaljert informasjon om behandling, gjenvinning og resirkulering av dette produktet, bes du kontakte ditt lokale kontor, din deponeringstjeneste for husholdningsavfall eller Laerdal-representanten der du kjøpte produktet.

本重要な製品情報には、リトルアン、AED リトルアン、リトルアン QCPR およびリトルジュニア QCPR に関する情報が掲載されています。特別な定めのない限り、本情報はすべての製品構成に適用されます。

#### お手入れ、メンテナンスおよびクリーニング

マネキンには常に清潔な状態に保ってください。特に口対口換気を練習した場合など、講習の終了後は気道を交換してください。

マネキンフェイスは、受講者ごとに別のものを使用することを推奨します。

複数の受講者で1つのマネキンフェイスを使用する場合は、1回使用するごとに表面をよく消毒してください。

すべてのスキンパーツは定期的にクリーニングしてください。クリーニングには、石鹸を混ぜたぬるま湯か、レールダル社のマネキンワイブを使用してください。

マネキンフェイスシールドを使うと、マネキンフェイスと使用者の唇の接触を避けることができます。

以下のものを使用するとマネキンが変色する恐れがあります：

- 口紅やペンなどの顔料
- ラテックス製手袋
- 同梱されてくる衣服以外を使用した場合

#### 記号

	製造元
	製造日
	参照注文番号
	ロット番号

#### 仕様

操作温度	5°C~35°C 製品の性能低下は、低温下(15°C未満)で使用された場合に起きる可能性があります
保管温度	-10°C~50°C
湿度	5%~95% 相対湿度
重量	リトル アン 2.7 kg (± 0.2 kg)  リトル ジュニア 1.9 kg (± 0.1 kg)
寸法	リトル アン 65 cm x 34 cm x 21 cm (25.6" x 13.4" x 8.3")  リトル ジュニア 55 cm x 25 cm x 19 cm (21.6" x 9.8" x 7.4")

#### 保証

諸条件については「Laerdal グローバル保証」をご参照ください。詳しくは、[www.laerdal.com/jp/](http://www.laerdal.com/jp/) をご覧ください。

**クリーニング**

マネキン内部のクリーニングには液体を使用しないでください。

部品を水中に沈めしないでください。

**バッテリー**

充電式でない一般用の炭素亜鉛電池またはアルカリ電池、9V 6LR61 のみを使用してください。電池は正しい種類のもと交換してください。製品を長期間使用しない場合は電池を取り外してください。

**Federal Communications Commission  
Statement and Industry Canada Statements**

This device complies with part 15 of the FCC rules.  
Operation is subject to the following two conditions:


1. This device may not cause harmful interference
2. This device must accept any interference received, including interference that may cause undesired operation.

Caution: Changes or modifications not expressly approved by Laerdal Medical could void the user's authority to operate the equipment.

This equipment has been tested and found to comply with the limits for a Class B digital device, pursuant to part 15 of the FCC Rules. These limits are designed to provide reasonable protection against harmful interference in a residential installation. This equipment generates, uses and can radiate radio frequency energy and, if not installed and used in accordance with the instructions, may cause harmful interference to radio communications. However, there is no guarantee that interference will not occur in a particular installation. If this equipment does cause harmful interference to radio or television reception, which can be determined by turning the equipment off and on, the user is encouraged to try to correct the interference by one or more of the following measures:

- Reorient or relocate the receiving antenna.
- Increase the separation between the equipment and receiver.
- Connect the equipment into an outlet on a circuit different from that to which the receiver is connected.
- Consult the dealer or an experienced radio/TV technician for help.

**記号**

	<b>AED リトルアン</b> 本製品は、電磁両立性 (EMC) に関する理事会指令 2014/30/EU および特定有害物質使用制限 (RoHS) に関する理事会指令 2011/65/EU の基本要件に準拠しています。
	オーストラリア無線通信および EMC 準拠マーク
	お住まいの国の推奨に従い廃棄してください。
	KC (韓国認証) 認証マーク

**廃棄物の取扱い**

AED リトルアン センサーには電子部品が含まれません。各地域の規制に準拠して適用される再利用施設に廃棄してください。

**EU 指令 2012/19/EU (WEEE)**

WEEE: 本機器は、廃電気電子機器 (WEEE) に関する EU 指令 2012/19/EU に従って表示されています。本製品の廃棄を正しく行うことにより、本製品の不適切な廃棄処理により生じる環境および人間の健康に対する潜在的な悪影響を防ぐことができます。

製品または製品付属の書類に記載された記号は、本製品を家庭ごみとして取り扱うことができないことを明示するものです。本製品を、適切な電気機器および電子機器のリサイクル収集所へ持ち込むようにしてください。廃棄物処理に関する地域の環境規制に則って廃棄してください。本製品の取扱い、回収およびリサイクルに関する詳細については、居住地の地方自治体、家庭ごみ処理サービス業者、または製品を購入された Laerdal 代理店までお問い合わせください。



## リトル アン QCPR / および リトル ジュニア QCPR

## クリーニング

マネキン内部のクリーニングには液体を使用しないでください。

部品を水中に沈めしないでください。

## バッテリー

充電式でない一般用の炭素亜鉛電池またはアルカリ電池、LR6 1.5V AA のみを使用してください。電池は正しい種類のもので交換してください。製品を長期間使用しない場合は電池を取り外してください。

## Federal Communications Commission Statement and Industry Canada Statements

This device complies with part 15 of the FCC rules.

Operation is subject to the following two conditions:

1. This device may not cause harmful interference
2. This device must accept any interference received, including interference that may cause undesired operation.

Caution: Changes or modifications not expressly approved by Laerdal Medical could void the user's authority to operate the equipment.

This equipment has been tested and found to comply with the limits for a Class B digital device, pursuant to part 15 of the FCC Rules. These limits are designed to provide reasonable protection against harmful interference in a residential installation. This equipment generates, uses and can radiate radio frequency energy and, if not installed and used in accordance with the instructions, may cause harmful interference to radio communications. However, there is no guarantee that interference will not occur in a particular installation. If this equipment does cause harmful interference to radio or television reception, which can be determined by turning the equipment off and on, the user is encouraged to try to correct the interference by one or more of the following measures:

- Reorient or relocate the receiving antenna.
- Increase the separation between the equipment and receiver.
- Connect the equipment into an outlet on a circuit different from that to which the receiver is connected.
- Consult the dealer or an experienced radio/TV technician for help.

リトル アン QCPR /  
および リトル ジュニア QCPR

FCC ID: QHQ-120-60750







IC: 20263-12060750

韓国認証: MSIP-CRM-Lm1-120-60750

日本: 日本 MIC 認証 203-JN0729

CMII ID: 2017DJ5855

## 記号

	リトル アン QCPR / および リトル ジュニア QCPR 本製品は、無線機器 (RED) に関する理事会指令 2014/53/EU および特定有害物質使用制限 (RoHS) に関する理事会指令 2011/65/EU の基本要件に準拠しています。
	オーストラリア無線通信および EMC 準拠マーク
	お住まいの国の推奨に従い廃棄してください。
	KC (韓国認証) 認証マーク
	日本 MIC 認証
	触らないでください

## 廃棄物の取扱い

QCORセンサーには電子部品が含まれます。各地域の規制に準拠して適用される再利用施設に廃棄してください。

EU 指令 2012/19/EU (WEEE)

WEEE: 本機器は、廃電気電子機器 (WEEE) に関する EU 指令 2012/19/EU に従って表示されています。本製品の廃棄を正しく行うことにより、本製品の不適切な廃棄処理により生じる環境および人間の健康に対する潜在的な悪影響を防ぐことができます。

製品または製品付属の書類に記載された記号は、本製品を家庭ごみとして取り扱うことができないことを明示するものです。本製品を、適切な電気機器および電子機器のリサイクル収集所へ持ち込むようにしてください。廃棄物処理に関する地域の環境規制に則って廃棄してください。本製品の取扱い、回収およびリサイクルに関する詳細については、居住地の地方自治体、家庭ごみ処理サービス業者、または製品を購入された Laerdal 代理店までお問い合わせください。

# 中文

## 小安妮 / 小少年

本《重要产品信息》涵盖小安妮、小安妮 AED、小安妮 QCPR 和小少年 QCPR。除非另作说明，否则该信息适用于所有产品配置。

### 护理、维护和清洁

保持模拟人干净并置于卫生的环境下。每节课后（尤其是在进行了口对口人工呼吸后）更换气道配件。

我们建议您针对每一位学生使用单独的擢度模拟人面部。

如果多位学生合用一个模拟人面部，请在每次使用后对模拟人面部进行彻底消毒。

定期清洁所有皮肤部位。使用温肥皂水或者擢度模型湿巾擦拭。

使用模拟人面部遮挡物清洁地隔离您的唇部和模拟人面部。

以下物品可能会使得模拟人变色：

- 口红和钢笔中的颜料
- 医用手套
- 使用除产品原装衣服外的其他服装

### 符号术语表

	制造商
	制造日期
	参考订单号
	LOT 编号

### 规格

操作温度	5°C 至 35°C 低温 (15°C 以下) 下使用可能会发生产品性能下降
存放温度	-10°C 至 50°C
湿度	5% - 95% 相对湿度
重量	小安妮 2.7 公斤 (± 0.2 kg)  小少年 1.9 kg (± 0.1 kg)
尺寸	小安妮 65 厘米 x 34 厘米 x 21 厘米  小少年 55 厘米 x 25 厘米 x 19 厘米 (21.6" x 9.8" x 7.4")

### 保修

请查看《擢度全球保修》了解条款与条件。如需了解更多信息，请访问 [www.laerdal.com/cn/](http://www.laerdal.com/cn/)

### 清洁

切勿使用液体清洗模型内部。切勿将任何部件浸入水中。

### 电池

只允许使用消费级不可充电式碳锌或碱性电池 9V 6LR61。必须更换成正确类型的电池。如果长时间不使用产品，请取出电池。

### Federal Communications Commission Statement and Industry Canada Statements

This device complies with part 15 of the FCC rules. Operation is subject to the following two conditions:





1. This device may not cause harmful interference
2. This device must accept any interference received, including interference that may cause undesired operation.

Caution: Changes or modifications not expressly approved by Laerdal Medical could void the user's authority to operate the equipment.

This equipment has been tested and found to comply with the limits for a Class B digital device, pursuant to part 15 of the FCC Rules. These limits are designed to provide reasonable protection against harmful interference in a residential installation. This equipment generates, uses and can radiate radio frequency energy and, if not installed and used in accordance with the instructions, may cause harmful interference to radio communications. However, there is no guarantee that interference will not occur in a particular installation. If this equipment does cause harmful interference to radio or television reception, which can be determined by turning the equipment off and on, the user is encouraged to try to correct the interference by one or more of the following measures:

- Reorient or relocate the receiving antenna.
- Increase the separation between the equipment and receiver.
- Connect the equipment into an outlet on a circuit different from that to which the receiver is connected.
- Consult the dealer or an experienced radio/TV technician for help.

### 符号术语表

	<b>小安妮 AED</b> 该产品符合欧盟理事会指令 2014/30/EU 关于电磁兼容性 (EMC) 的基本要求，以及欧盟理事会指令 2011/65/EU 关于限制在电子电器设备中使用某些有害成分 (RoHS) 指令。
	澳大利亚无线电通信和 EMC 合规标志
	根据您所在国家的要求进行处理。
	KC (韩国认证) 认证标志

### 废物处理

小安妮 AED 传感器含有电子组件。根据当地法规在适用的回收站处理废弃物。

### 欧盟指令 2012/19/EU (WEEE)

WEEE 指令：本设备是根据欧盟指令 2012/19/EU 有关废旧电子电气设备 (WEEE) 的规定标记的。确保本产品得到正确处理，有助于防止对环境 and 人体健康产生潜在的负面影响；反之，如果对本产品的废弃物处理不当，就会产生负面影响。

产品或产品附属文件上的符号表示本设备不可当作家庭废弃物处理。而要转交到适用的收集点，进行电子和电气设备的回收。处理时，须遵守当地的废弃物处理环保法规。有关本产品的处理、回收和循环利用的详细信息，请联系您当地市政部门、家庭废弃物处理机构或您向其购买产品的挪度代表。

# 中文

## 小安妮 QCPR / 小少年 QCPR

### 清洁

切勿使用液体清洗模型内部。切勿将任何部件浸入水中。

### 电池

只允许使用消费级不可充电式碳锌或碱性电池 LR6 1.5V AA。必须更换成正确类型的电池。如果长时间不使用产品，请取出电池。

### Federal Communications Commission Statement and Industry Canada Statements

This device complies with part 15 of the FCC rules. Operation is subject to the following two conditions:

1. This device may not cause harmful interference
2. This device must accept any interference received, including interference that may cause undesired operation.

Caution: Changes or modifications not expressly approved by Laerdal Medical could void the user's authority to operate the equipment.

This equipment has been tested and found to comply with the limits for a Class B digital device, pursuant to part 15 of the FCC Rules. These limits are designed to provide reasonable protection against harmful interference in a residential installation. This equipment generates, uses and can radiate radio frequency energy and, if not installed and used in accordance with the instructions, may cause harmful interference to radio communications. However, there is no guarantee that interference will not occur in a particular installation. If this equipment does cause harmful interference to radio or television reception, which can be determined by turning the equipment off and on, the user is encouraged to try to correct the interference by one or more of the following measures:

- Reorient or relocate the receiving antenna.
- Increase the separation between the equipment and receiver.
- Connect the equipment into an outlet on a circuit different from that to which the receiver is connected.
- Consult the dealer or an experienced radio/TV technician for help.

### 小安妮 QCPR / 小少年QCPR

包含 FCC ID: QHQ-120-60750  
IC: 20263-12060750

韩国认证: MSIP-CRM-Lm1-120-60750

日本无线认证: 203-JN0729

CE ID: 2017DJ5855

### 符号术语表

	小安妮 QCPR / 小少年QCPR 该产品符合欧盟理事会指令 2014/53/EU 关于无线电设备 (RED) 的基本要求, 以及欧盟理事会指令 2011/65/EU 关于限制在电子电器设备中使用某些有害物质成分 (RoHS) 的指令。
	澳大利亚无线电通信和 EMC 合规标志
	根据您所在国家的要求进行处理
	KC (韩国认证) 认证标志
	日本无线认证
	请勿触摸

### 废物处理

QCPR 传感器包含电子部件。根据当地法规在适用的回收站处理废弃物。

### 欧盟指令 2012/19/EU (WEEE)

WEEE 指令: 本设备是根据欧盟指令 2012/19/EU 有关废旧电子电气设备 (WEEE) 的规定标记的。确保本产品得到正确处理, 有助于防止对环境 and 人体健康产生潜在的负面影响; 反之, 如果对本产品的废弃物处理不当, 就会产生负面影响。

产品或产品附属文件上的符号表示本设备不可当作家庭废弃物处理。而要转交到适用的收集点, 进行电子和电气设备的回收。处理时, 须遵守当地的废弃物处理环保法规。有关本产品的处理、回收和循环利用的详细信息, 请联系您当地市政部门、家庭废弃物处理机构或您向其购买产品的挪度代表。

이 중요한 제품 정보는 Little Anne, Little Anne AED, Little Anne Q CPR 및 Little Junior Q CPR 에 관하여 다릅니다. 달리 명시되지 않은 한 해당 정보는 모든 제품 구성에 적용됩니다.

#### 관리, 유지 보수, 세척





마네킹을 청결하고 위생적인 상태로 유지합니다. 매 수업 후, 특히 구강 대 구강 소생술 실습 후에는 기도 어셈블리를 교체하십시오. 모든 학생이 별도의 Laerdal 마네킹 얼굴을 사용하는 것이 좋습니다.

여러 학생이 한 개의 마네킹 얼굴을 사용할 경우 매 사용 후 마네킹을 철저하게 소독하십시오. 모든 피부 부품을 정기적으로 세척합니다. 따뜻한 비눗물 또는 Laerdal 마네킹 소독제를 사용하십시오. 마네킹 얼굴 보호막을 부착하면 사용자의 입술이 마네킹 얼굴에 접촉할 때 위생막 역할을 합니다.

다음과 같은 물질에 닿을 경우 마네킹이 변색될 수 있습니다.

- 립스틱과 펜의 색소
- 라텍스 장갑
- Little Anne 의류가 아닌 의복 사용.

#### 기호 용어

	제조업체
	제조일
	참조 주문 번호
	로트 번호

#### 사양

작동 온도	5°C ~ 35°C 저온에서 사용할 경우(15°C 미만) 제품의 성능이 저하될 수 있습니다.
보관 온도	-10°C ~ 50°C
습도	5% ~ 95% 상대 습도
무게	Little Anne: 2.7 kg (± 0.2 kg)  Little Junior: 1.9 kg (± 0.1 kg)
치수	Little Anne: 65 cm x 34 cm x 21 cm (25.6" x 13.4" x 8.3")  Little Junior: 55 cm x 25 cm x 19 cm (21.6" x 9.8" x 7.4")

#### 보증

이용약관은 Laerdal 글로벌 보증서를 참조하십시오. 자세한 정보는 [www.laerdal.com/kr/](http://www.laerdal.com/kr/)을 방문하십시오.

# 한국어

## Little Anne AED

### 세척

마네징 내부는 액체로 세척하지 마십시오.  
어떤 부품도 액체에 담그지 마십시오.

### 배터리

소비자 등급, 비충전식, 망간 또는 알칼라인 배터리, 9V 6LR61만 사용하십시오.  
올바른 유형의 배터리로 교체해야 합니다. 제품을 장기간 사용하지 않을 경우 배터리를 제거하십시오.

### Federal Communications Commission Statement and Industry Canada Statements

This device complies with part 15 of the FCC rules.  
Operation is subject to the following two conditions:





1. This device may not cause harmful interference
2. This device must accept any interference received, including interference that may cause undesired operation.

Caution: Changes or modifications not expressly approved by Laerdal Medical could void the user's authority to operate the equipment.

This equipment has been tested and found to comply with the limits for a Class B digital device, pursuant to part 15 of the FCC Rules. These limits are designed to provide reasonable protection against harmful interference in a residential installation. This equipment generates, uses and can radiate radio frequency energy and, if not installed and used in accordance with the instructions, may cause harmful interference to radio communications. However; there is no guarantee that interference will not occur in a particular installation. If this equipment does cause harmful interference to radio or television reception, which can be determined by turning the equipment off and on, the user is encouraged to try to correct the interference by one or more of the following measures:

- Reorient or relocate the receiving antenna.
- Increase the separation between the equipment and receiver.
- Connect the equipment into an outlet on a circuit different from that to which the receiver is connected.
- Consult the dealer or an experienced radio/TV technician for help.

### 기호 용어

	<b>Little Anne AED</b> 본 제품은 제품이 전자기 적합성(EMC)에 대해 Council Directive 2014/30/EU 및 특정유해물질 사용제한(RoHS)에 대해 Council Directive 2011/65/EU의 필수 요구 사항을 준수합니다.
	호주 무선통신 및 EMC 규정 준수 표시
	해당 국가의 권고안에 따라 폐기하십시오.
	KC(한국 인증) 인증 마크

### 폐기물 처리

Little Anne AED 센서에는 전자 부품이 포함되어 있습니다. 현지 법규에 따라 해당 재활용 시설에서 폐기하십시오.

### 유럽 지침 2012/19/EU(WEEE)

WEEE: 이 기기는 폐전기 및 전자 장치(WEEE)에 대한 유럽 지침 2012/19/EU에 따라 표시되었습니다. 이 제품을 올바르게 폐기하면 이 제품의 부적절한 폐기로 인해 발생할 수 있는 환경 및 인간의 건강에 대한 부정적인 결과를 예방하는 데 도움이 됩니다.

제품 또는 제품과 함께 제공되는 문서에 표시된 기호는 본 기기를 가전 폐기물로 처리하면 안 된다는 것을 나타냅니다. 가전 폐기물로 처리하는 대신 전기 및 전자 장치를 재활용하는 해당 수거 장소에 가져다 주어야 합니다. 폐기물 처리에 대한 현지 환경 법규에 따라 폐기하십시오. 본 제품의 처리, 복구 및 재활용에 대한 자세한 내용은 현지 사정, 가전 폐기물 서비스 센터 또는 제품을 구매한 Laerdal 담당자에게 문의하십시오.

## Little Anne QCPR / Little Junior QCPR

## 세척

마네킹 내부는 액체로 세척하지 마십시오. 어떤 부품도 액체에 담그지 마십시오.

## 배터리

소비자 등급, 비충전식, 망간 또는 알칼라인 배터리, LR6 1.5V AA만 사용하십시오. 올바른 유형의 배터리로 교체해야 합니다. 제품을 장기간 사용하지 않을 경우 배터리를 제거하십시오.

## Federal Communications Commission(FCC) Statement and Industry Canada Statements

This device complies with part 15 of the FCC rules. Operation is subject to the following two conditions:

1. This device may not cause harmful interference
2. This device must accept any interference received, including interference that may cause undesired operation.

Caution: Changes or modifications not expressly approved by Laerdal Medical could void the user's authority to operate the equipment.

This equipment has been tested and found to comply with the limits for a Class B digital device, pursuant to part 15 of the FCC Rules. These limits are designed to provide reasonable protection against harmful interference in a residential installation. This equipment generates, uses and can radiate radio frequency energy and, if not installed and used in accordance with the instructions, may cause harmful interference to radio communications. However, there is no guarantee that interference will not occur in a particular installation. If this equipment does cause harmful interference to radio or television reception, which can be determined by turning the equipment off and on, the user is encouraged to try to correct the interference by one or more of the following measures:

- Reorient or relocate the receiving antenna.
- Increase the separation between the equipment and receiver.
- Connect the equipment into an outlet on a circuit different from that to which the receiver is connected.
- Consult the dealer or an experienced radio/TV technician for help.

## Little Anne QCPR / Little Junior QCPR

FCC ID 포함: QHQ-120-60750

IC: 20263-12060750

한국 인증: MSIP-CRM-Lm1-120-60750

일본: 일본어 MIC 인증 203-JN0729

CE ID: 2017DJ5855

## 기호 용어

	Little Anne QCPR / Little Junior QCPR 본 제품은 유무선 통신기기 지침(REDE)에 대해 Council Directive 2014/53/EU 및 특정유해물질 사용제한(RoHS)에 대해 Council Directive 2011/65/EU의 필수 요구 사항을 준수합니다.
	호주 무선통신 및 EMC 규정 준수 표시
	해당 국가의 권고안에 따라 폐기하십시오.
	KC(한국 인증) 인증 마크
	일본어 MIC 인증
	만지지 마십시오.

## 폐기물 처리

Little Anne QCPR 센서에는 전자 부품이 포함되어 있습니다. 현지 법규에 따라 해당 재활용 시설에서 폐기하십시오.

## 유럽 지침 2012/19/EU(WEEE)

WEEE: 이 기기는 폐전기 및 전자 장치(WEEE)에 대한 유럽 지침 2012/19/EU에 따라 표시되었습니다. 이 제품을 올바르게 폐기하면 이 제품의 부적절한 폐기로 인해 발생할 수 있는 환경 및 인간의 건강에 대한 부정적인 결과를 예방하는 데 도움이 됩니다.

제품 또는 제품과 함께 제공되는 문서에 표시된 기호는 본 기기를 가전 폐기물로 처리하면 안 된다는 것을 나타냅니다. 가전 폐기물로 처리하는 대신 전기 및 전자 장치를 재활용하는 해당 수거 장소에 가져다 주어야 합니다. 폐기물 처리에 대한 현지 환경 법규에 따라 폐기하십시오. 본 제품의 처리, 복구 및 재활용에 대한 자세한 내용은 현지 시청, 가전 폐기물 서비스 센터 또는 제품을 구매한 Laerdal 담당자에게 문의하십시오.

© 2018 Laerdal Medical AS. All rights reserved.

Manufactured in China for:  
Laerdal Medical AS  
P.O. Box 377  
Tanke Svilandsgate 30, 4002 Stavanger, Norway  
T: (+47) 51 51 17 00

Printed in China

20-11796 Rev E

---

[www.laerdal.com](http://www.laerdal.com)



**Laerdal**  
helping save lives